

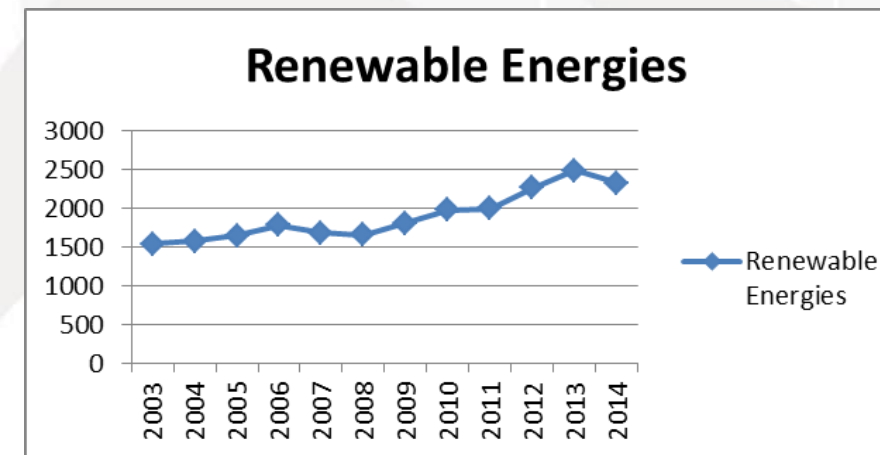
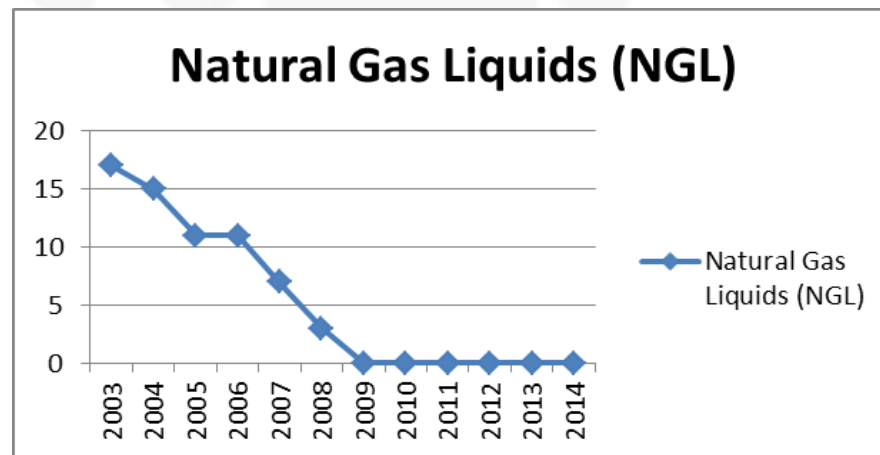
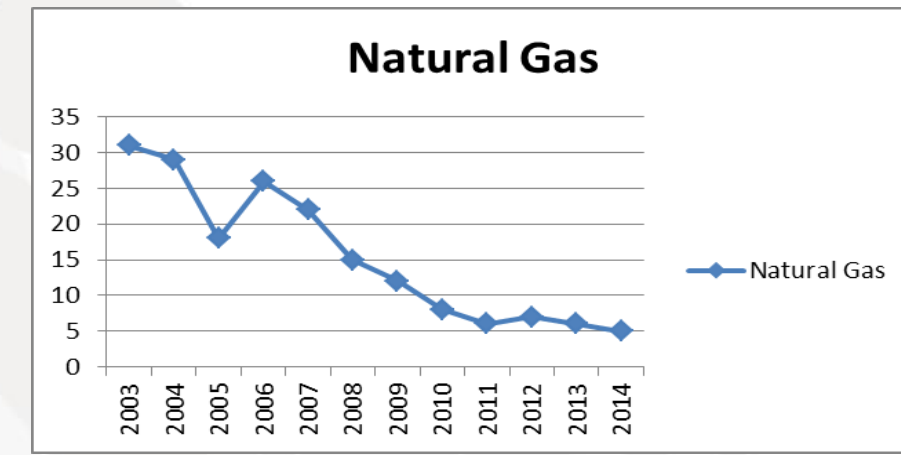
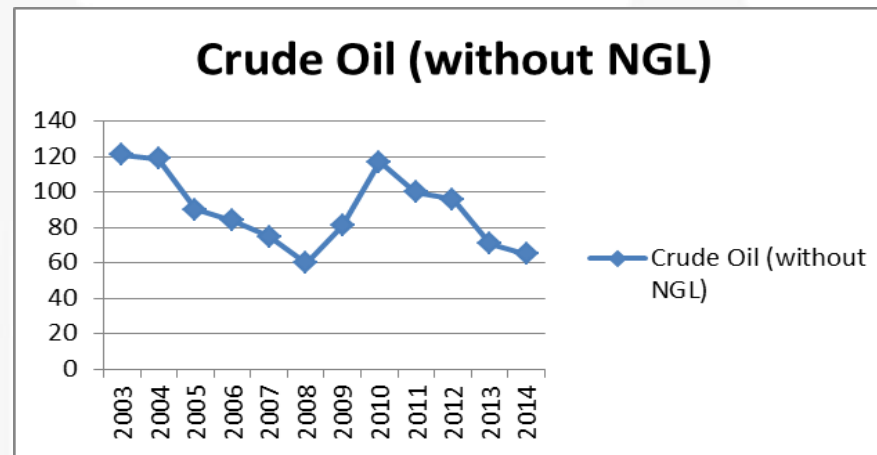
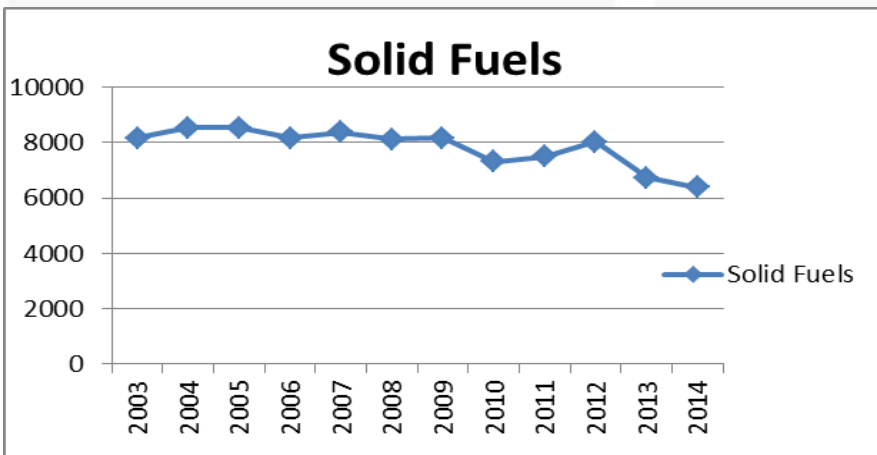


***Ενεργειακό Βήμα***  
***Νοτιοανατολικής Ευρώπης***  
***- Βεσσαλονίκη***

Energy Statistics

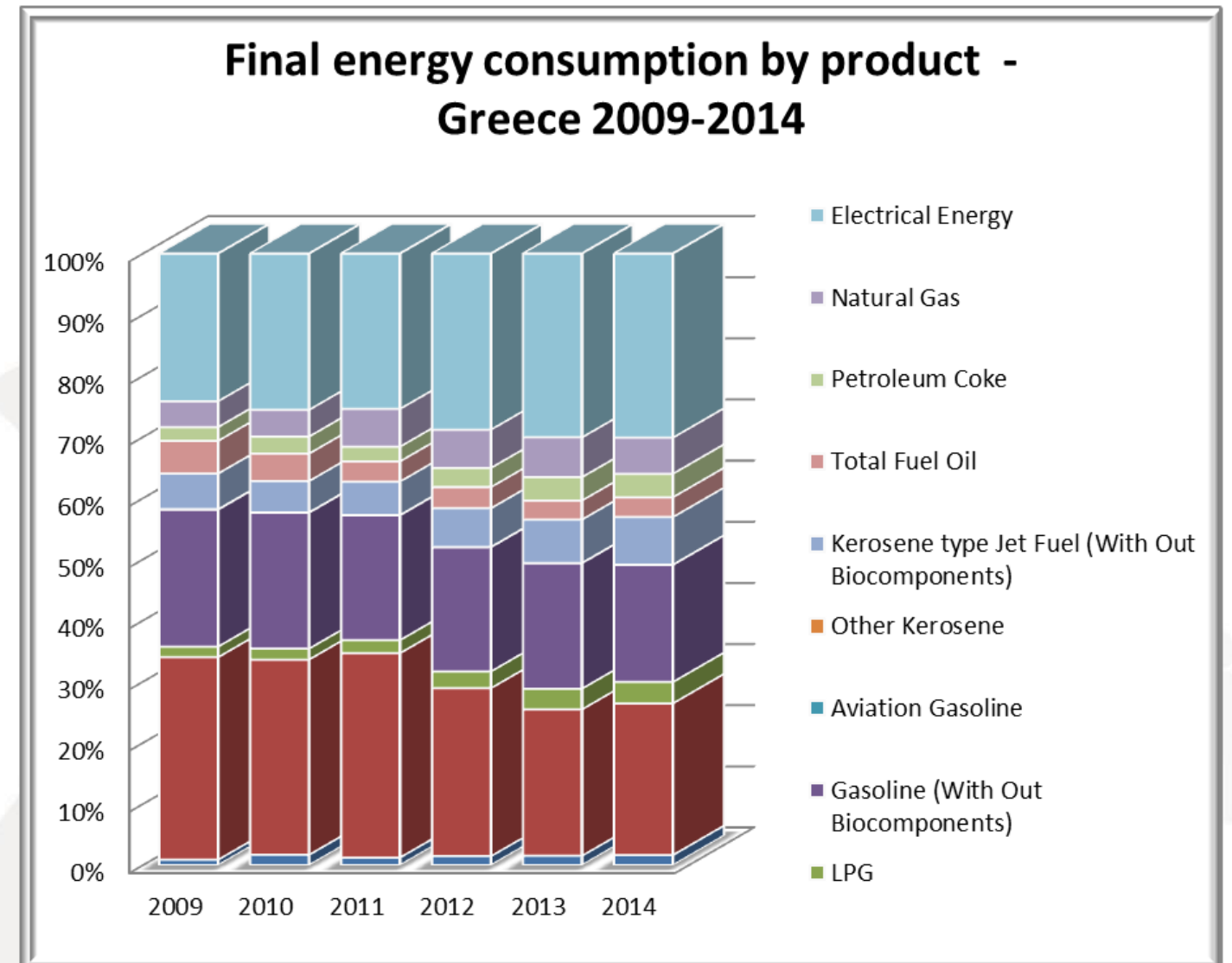
# Primary production of energy by resource

Primary production of energy by resource												
	1 000 tonnes of oil equivalent											
Greece	2003	2004	2005	2006	2007	2008	2009	2010	2011	2012	2013	2014
Solid Fuels	8176	8547	8538	8170	8389	8129	8176	7315	7505	8045	6728	6384
Crude Oil (without NGL)	121	119	90	84	75	60	81	117	100	96	71	65
Natural Gas Liquids (NGL)	17	15	11	11	7	3	0	0	0	0	0	0
Natural Gas	31	29	18	26	22	15	12	8	6	7	6	5
Renewable Energies	1538	1571	1643	1778	1678	1653	1809	1974	1992	2266	2486	2329



# Final energy consumption by product

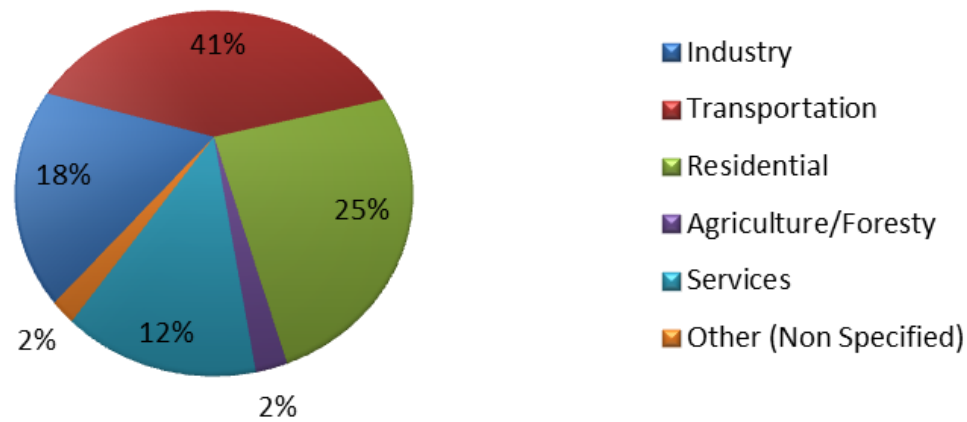
Final energy consumption by product						
1 000 tonnes of oil equivalent						
Greece	2009	2010	2011	2012	2013	2014
Solid Fuels	172	301	217	227	212	232
Gas/ Diesel Oil (With Out Biocomponents)	6453	5708	5858	4268	3340	3507
LPG	337	320	374	425	473	494
Gasoline (With Out Biocomponents)	4365	3973	3579	3156	2863	2708
Aviation Gasoline	5	3	2	2	2	2
Other Kerosene	7	6	6	5	4	3
Kerosene type Jet Fuel (With Out Biocomponents)	1138	916	959	982	989	1100
Total Fuel Oil	1043	802	580	538	435	458
Petroleum Coke	438	499	420	488	533	543
Natural Gas	824	782	1083	971	907	835
Electrical Energy	4705	4568	4453	4473	4195	4256



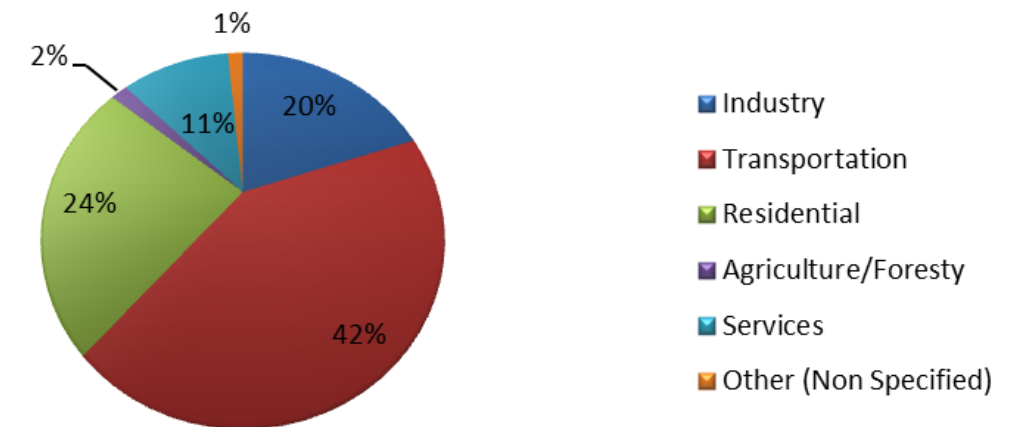
# Final energy consumption by sector

Final energy consumption by sector		
1 000 tonnes of oil equivalent		
Greece	2013	2014
Industry	2835	3088
Transportation	6339	6467
Residential	3764	3786
Agriculture/Forestry	293	256
Services	1819	1712
Other (Non Specified)	259	241

Final energy consumption by sector - Greece - 2013



Final energy consumption by sector - Greece - 2014



# Final energy consumption by sector

Final energy consumption by sector						
1 000 tonnes of oil equivalent						
Greece	2009	2010	2011	2012	2013	2014
Industry	3464	3473	3234	2997	2835	3088
Transportation	9315	8256	7533	6348	6339	6467
Residential	4851	4628	5488	5053	3764	3786
Agriculture/Forestry	876	803	670	284	293	256
Services	2150	1954	1869	1939	1819	1712
Other (Non Specified)	0	0	92	442	259	241
<b>Total</b>	<b>20658</b>	<b>19116</b>	<b>18978</b>	<b>17095</b>	<b>15340</b>	<b>15574</b>

